

Scrap System Specifications Documentation EN Blueprint

Blueprint

Made for: NIDEC TECHNO MOTOR (THAILAND) CO., LTD.
By: TOMAS TECH CO.,LTD.



TOMAS TECH

TOMAS TECH CO.,LTD.

7/1 (3C) Udomsuk 46 Alley, Khwaeng Bang Na, Khet Bang Na, Bangkok 10260 Thailand
Tel : +66-98-271-9741 E-mail : info@tomastc.com

Revision History

Date	Version	File name	Details
24/May/2024	R1	Scrap system specifications Documentation EN Blueprint	First edition

■ Contents

1. Overview
2. Overall configuration diagram
3. Document image
 - 3-1. Record Data
 - 3-2. List Data
 - 3-3. Approve List
 - 3-4. Document waiting for approval in email
 - 3-5. Approval
 - 3-6. Report
 - 3-7. Setup
 - 3-8. Config connect to server
4. Operation flow
5. Q&A
6. Sign off

1. Overview

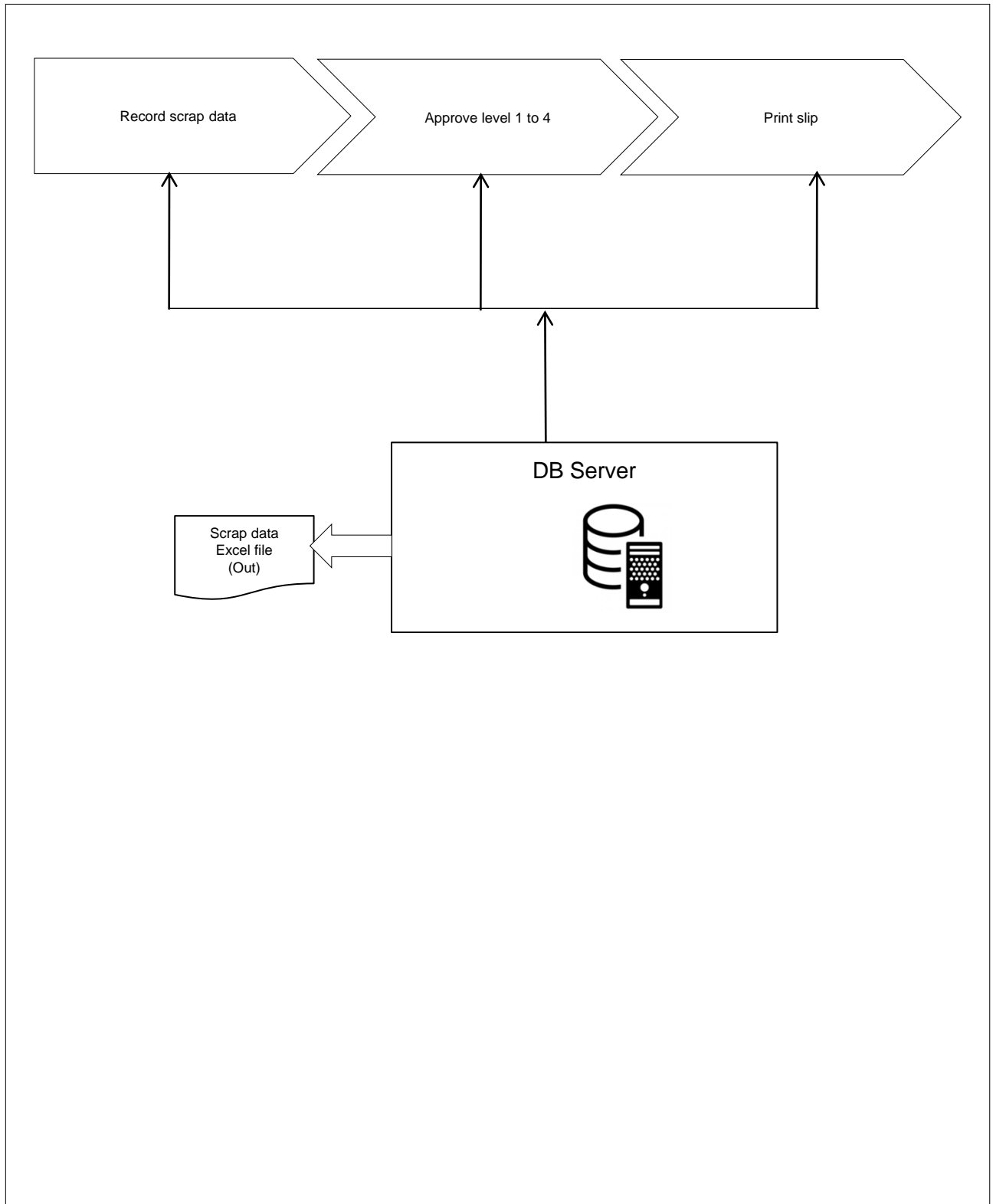
Introduced Scrap system to NSET.

The system specifications for introduction are described in this document.

2. Overall configuration diagram

Represents a configuration diagram of the scrap system. It is a configuration image of documents.

Overall configuration diagram image



3. Document image

3-1. Record Data

Nidec --All for dreams

Record Data | List Data | Approve List | Report | Setting

admin Administrator admin

1 Scrap Issued 2 NOPPHARAT-WANT Skill sign 3 TANAPONG-REEMA Eng. sign 4 LOOKNAM-PAYRAD Mgr. sign 5 Mr.Watchara Mgr.Dm. 6 Printed out

Record Data

Doc entry no. ---Auto---

Section: COMMON

Shop: shopdemo

Date: 24 05 2024

Scrap Type: Dummy

(Please Don't forget select the NG From.) NG From: NG From Demo2

New Save

No	Model Code	Model Name	Drawing	Part Name	BOI Factory	Defect	Defect description	Qty	Price/Unit	Line
1	27K02281	CORE MOLD	68C01781	SHAFT	1	V101	Hole Screw NG	30	1.78068 THB/UNIT	443
2	27K02321-Z	CORE MOLD	68C00211-Z	SHAFT	2	V102	Copper wire tack out groove s	20	3.00212 THB/UNIT	441
3	27K02421	CORE MOLD	68C04461	RT ASSY	3	V103	Stator copper wire clamp afte	15	34.79613 THB/UNIT	223
4									THB/UNIT	

Record Data

Doc entry no. ---Auto---

Section: COMMON

Shop: shopdemo

Date: 24 05 2024

Scrap Type: Dummy

(Please Don't forget select the NG From.) NG From: NG From Demo2


New Save

Defect	Defect description	Qty	Price/Unit	Line	Machine	Shift	PM WSCD (PM Workshop Code)	Remark
V101	Hole Screw NG	30	1.78068 THB/UNIT	443	2	A	30-BB WASHING	test
V102	Copper wire tack out groove s	20	3.00212 THB/UNIT	441	1	A	3-AM50 Assy Line B	test2
V103	Stator copper wire clamp afte	15	34.79613 THB/UNIT	223	3	A	45-MOLD INJECTION	test3
			THB/UNIT				---Select---	

1. Section : It is necessary to link data in the section master. When you select item it have provide approve name in Skill sign, Eng. sign and Mgr. sign. It is necessary to link data in the Approve master.
2. Scrap type: It is necessary to link data in the scrap master. When you select item it have provide approve name in Mgr.Dm. It is necessary to link data in the Approve master level4.
3. Model Code: It is necessary to link data in the item master. When you select item it have provide item desc in Model Name.
4. Drawing : It is necessary to link data in the item master. When you select item it have provide item desc in Part Name and stand price in price/unit.
5. PM WSCD: It is necessary to link data in workshop master.

3. Document image

3-2. List Data


All for dreams

Record Data
List Data
Approve List
Report
Setting

admin
Administrator
admin

List Data

Date
DD
MM
YYYY




To

Date
DD
MM
YYYY

Section :
---Select---

Doc entry no

Search

No	Doc No.	Date	Section	Shop	Scrap Type	NG From	Status	Remark
<div>Edit</div> <div>Print</div> <div>  </div>	1	000010	2024-05-22	COMMON	shop common	Dummy	NG From Demo1	You can is print slip
<div>Edit</div> <div>Print</div> <div>  </div>	2	000011	2024-05-23	COMMON	shop common	Dummy	NG From Demo1	<div>Reject by</div> <div>NOPPHABAT - WANTHONG</div> <div>REJECT TEST</div>
<div>Edit</div> <div>Print</div> <div>  </div>	3	000012	2024-05-23	COMMON	shop common	Dummy	NG From Demo3	<div>Waiting approve by</div> <div>NOPPHABAT - WANTHONG</div>

1. Edit : It is necessary to link data in the scrap master and scrap detail. When you select item it have provide same data in record data. You can edit the information. If it has not been approved yet.
2. Print: Print document.
3. Delete: When is receive command system have set value=1 in the scrap master field name is flagdel.
4. Status : Show status document such Print slip, Reject and waiting for approve.
5. Remark: It is show as description for reject status.

3. Document image

3-3. Approve List

Nilec

All for dreams

Record Data

List Data

Approve List

Report

Setting

100915

Noppharat Wangthong

MOLD

List Approve Data

Doc entry no.

Date

DD

MM

YYYY

To

Date

DD

MM

YYYY

Section :

---Select---

Search

	No	Doc No.	Date	Section	Shop	Scrap Type	NG From	Status	Remark
<div>Check</div> <div>Print</div>	1	000012	2024-05-23	COMMON	shop common	Dummy	NG From Demo3	<div>Waiting approve by NOPPHARAT-WANTHONG</div>	

1.

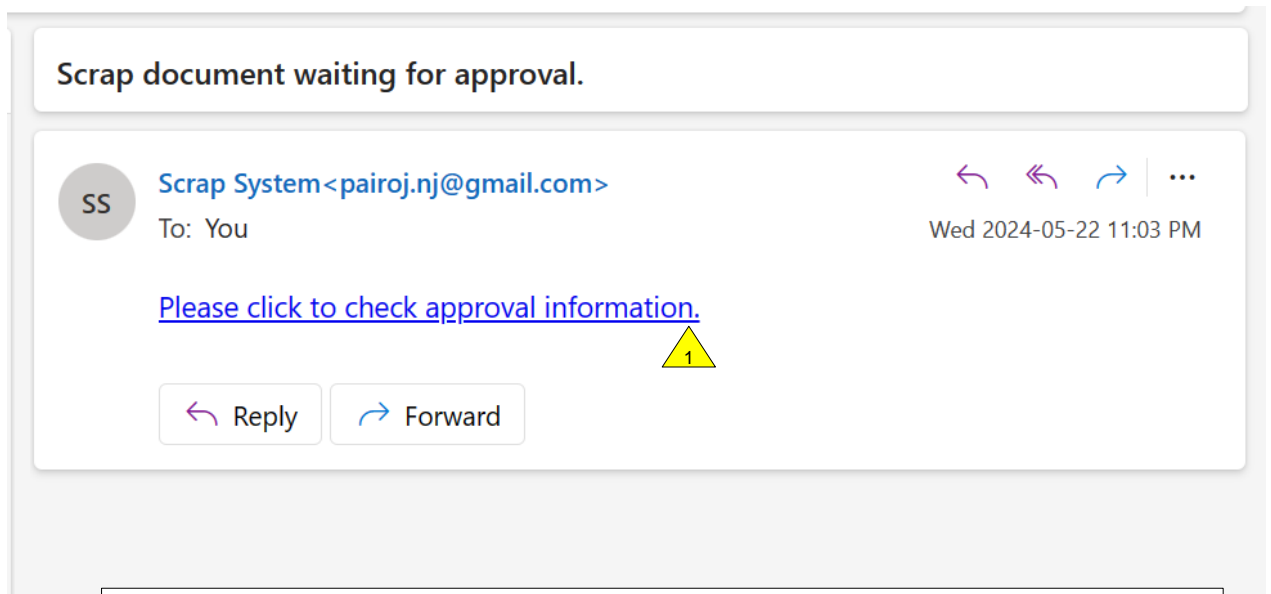
Check : It is necessary to link data in the scrap master for waiting approve. When you select item it have provide same data in record data. You can approve or reject the information.
2.

Print: Print document.
3.

Status : Show status document such Print slip, Reject and waiting for approve.

3. Document image


3-4. Document waiting for approval in email



1. Link to approval page : When you select item it have redirect to the scrap system into approve page.

3. Document image

3-5. Approval


All for dreams

Record Data
List Data
Approve List
Report
Setting

NOPPHARAT-WANTHONG
Skill Worker Foreman

1

Scrap Issued

2

NOPPHARAT-WANTHONG
Skill sign

3

TANAPONG-REEMAPUN
Eng. sign

4

LOOKNAM-PAYRADSAME
Mgr. sign

5

Mr.Watchara
Mgr.Dm.

6

Printed out

Approve Data

Doc no.	Status
000010	Waiting
000011	Waiting
000012	Waiting

Doc entry no.

000010

Section :

COMMON

Shop :

shop common

Date :

22/05/2024

Scrap Type :

Dummy

NG From :

NG From Demo1

Approve

Reject

Remark :


No	Model	Drawing ใบประกอบแบบไม่มี fact(PM Code)	PartName	BOI Factory	Defect	Defect description	Qty	Price/Unit
1	CORE MOLD	27K02271-Z	CORE MOLD	1	V10	Rotor have scratch	20	16.14666 THB/UNIT
2	CORE MOLD	27K02421	CORE MOLD	2	V103	Stator copper wire clamp	30	11.81490 THB/UNIT


1. Approve Data : Show document waiting for person approval.
2. Approve: Document has been set approved.
3. Reject: Document has been set reject.
4. Remark : Description for reject status.


3. Document image


3-6. Report


3-6-1. Export data



All for dreams


 Record Data

 List Data

 Approve List

 Report

 Setting

 100915
 Noppharat Wangthong

MOLD

Export data

Doc entry no.

Date

DD

MM

YYYY

To

Date

DD

MM

YYYY

View

Cancel


1 of 1

Find | Next

Show all field Scrap System

1

Doc_No	Doc_Date	Section_No	Section	Shop	Scrap_Type_No	Scrap_Type	NGFrom_No	NGFrom	
000010	22/05/2024 23:03:19	3	COMMON	shop common	2	Dummy	2	NG From Demo1	0
000010	22/05/2024 23:03:19	3	COMMON	shop common	2	Dummy	2	NG From Demo1	0
000011	23/05/2024 10:21:34	3	COMMON	shop common	2	Dummy	2	NG From Demo1	0
000012	23/05/2024 10:24:51	3	COMMON	shop common	2	Dummy	4	NG From Demo3	0


All for dreams

Record Data
List Data
Approve List
Report
Setting

admin Administrator admin

Export data
Doc entry no.

Date DD MM YYYY
To
Date DD MM YYYY

View
Cancel

1 of 1
 Find | Next

Part_Boi	Part_Defect	Part_Defect_Detail	Part_Qty	Part_Price_Per_Unit	Part_Price_Scrap	Part_Price_Unit_No	Part_Price_Unit	Part_Line	Part_Machine
1	V108	Bending machine damage	20	3.00212	3.00212	1	THB/UNIT	334	3
2	V102	Copper wire tack out groove spool and core mold	30	6.15560	6.15560	1	THB/UNIT	445	2
3	V11	Joint of steel NG	15	1.78068	1.78068	1	THB/UNIT	1a3	1
1	v2	BB damage	20	3.00212	3.00212	1	THB/UNIT	223	2
1	v10	Rotor have scratch	20	3.00212	3.00212	1	THB/UNIT	114	3
3	V100	Rubber sponge NG	40	6.49440	6.49440	1	THB/UNIT	555	2
1	V100	Rubber sponge NG	20	1.35100	0.33775	1	THB/UNIT	223	4

1. When you click this icon it has export data to excel file.
2. **Part_Price_Scrap** : It can be calculated from $\text{Part_Price_Per_Unit} * \text{RATE}$. If Items is don't have RATE value it set default value same the Part_Price_Per_Unit.

3. Document image

3-6. Report

3-6-2. Print Slip

Nilec
All for dreams

Record Data
List Data
Approve List
Report
Setting

admin Administrator admin

Report

Doc entry no. 000010

View
Cancel

≡ rptScrap
1 / 1 | - 125% + [] []
⬇ ⬆ ⋮

Scrap requested slip No. : TYPE: Dummy Page 1

Section: COMMON 000010 Shop: shop common Date: 05/22/2024 23:03:19

No.	Part Name	Model	Drawing	EC	Qty
1	CORE MOLD	CORE MOLD	27K02271-Z	V10	20
2	CORE MOLD	CORE MOLD	27K02421	V103	30

1 ☐ Issue ➡
2 ☐ Attach ➡
3 ☐ Eng. ➡
4 ☐ Mgr. ➡
5 ☐ PE-Mgr.

Document Flow

TELE-TEL: 02-7001-027013

1. Slip show is 15 items per page.

3. Document image

3-7. Setup

Viderc
All for dreams

Record Data | List Data | Approve List | Report | Setting

admin Administrator admin

Setting Application

Doc No. Start : 000010

Host IP : http://172.31.201.9:8080

SMTP Address : smtp.gmail.com

SMTP Port : 587

Central Email Address : paioj.nj@gmail.com

Password Email Address :

Confirm Password :

Save

1. Doc no. Start : Set the default document ID number.
2. Host IP: IP Address the Scrap system.
3. SMTP Address: Simple Mail Transfer Protocol is a TCP/IP protocol used to send E-Mail over the Internet.
4. SMTP Port : Port number for SMTP Protocol.
5. Central Email: E-mail address for send document.
6. Password Email: password account E-mail address for send document.

3. Document image

3-8. Config connect to server

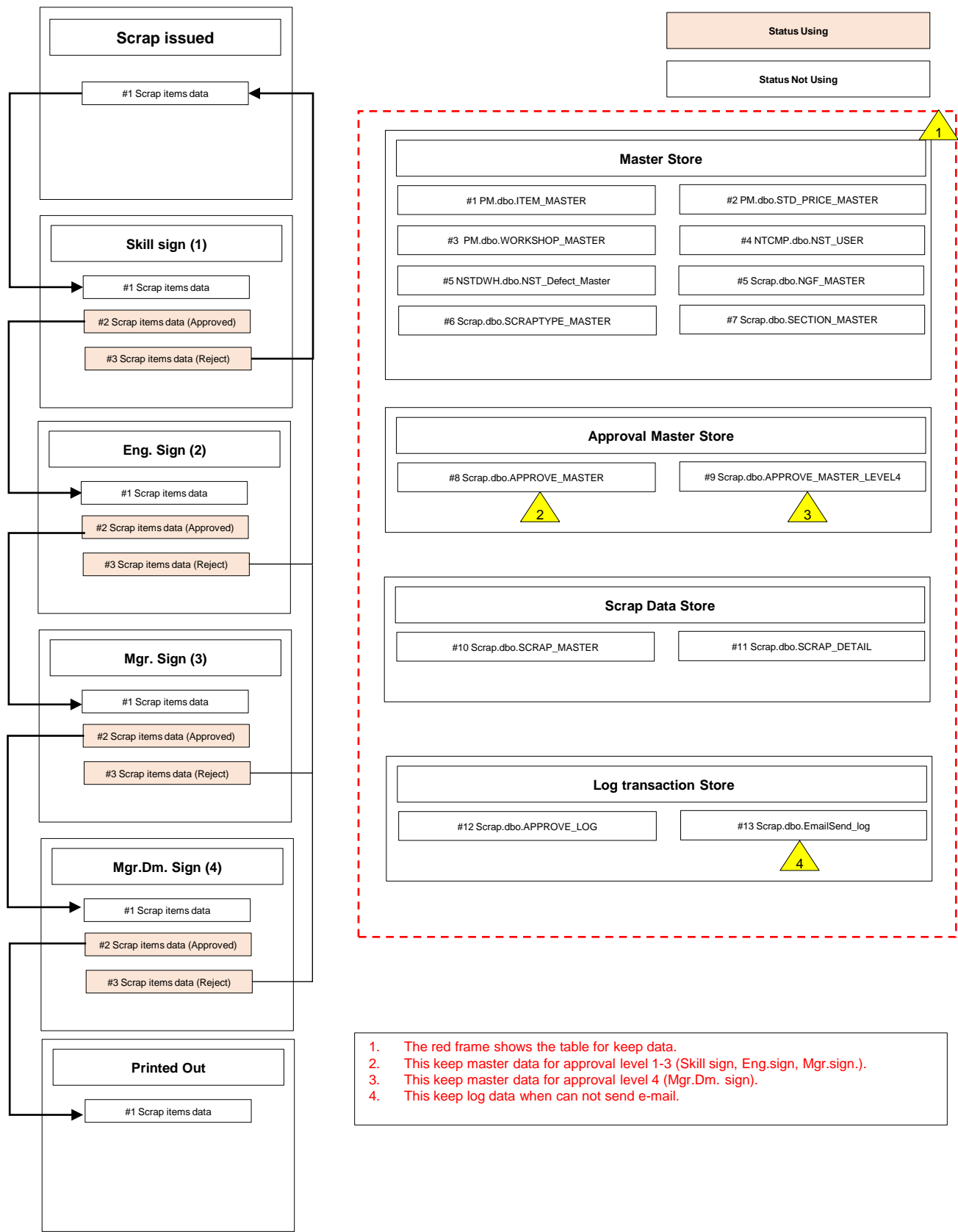
```
<?xml version="1.0"?>
<!--
  For more information on how to configure your ASP.NET application, please visit
  http://go.microsoft.com/fwlink/?LinkId=169433
-->
<configuration>
  <configSections>
    <!-- For more information on Entity Framework configuration, visit http://go.microsoft.com/fwlink/?LinkId=237468 -->
    <section name="entityFramework" type="System.Data.Entity.Internal.ConfigFile.EntityFrameworkSection, EntityFramework,
    Version=5.0.0.0, Culture=neutral, PublicKeyToken=b77a5c561934e089" requirePermission="false" />
  </configSections>
  <connectionStrings>
    <add name="ConnectionString" connectionString="Data Source=172.31.201.9;Initial Catalog=SCRAP;Persist Security
    Info=True;User ID=sa;Password=System2551" providerName="System.Data.SqlClient" />
    <add name="ConnectionStringMaster" connectionString="Data Source=172.31.201.9;Initial Catalog=PM;Persist Security
    Info=True;User ID=sa;Password=System2551" providerName="System.Data.SqlClient" />
  </connectionStrings>
  <system.web>
    <httpHandlers>
      <add path="Reserved.ReportViewerWebControl.axd" verb="*" type="Microsoft.Reporting.WebForms.HttpHandler,
      Microsoft.ReportViewer.WebForms, Version=11.0.0.0, Culture=neutral, PublicKeyToken=89845dcd8080cc91"
      validate="false" />
    </httpHandlers>
    <compilation targetFramework="4.5">
      <buildProviders>
        <add extension=".rdlc" type="Microsoft.Reporting.RdlBuildProvider, Microsoft.ReportViewer.WebForms, Version=
        11.0.0.0, Culture=neutral, PublicKeyToken=89845dcd8080cc91" />
      </buildProviders>
    </compilation>
  </system.web>
  <assemblies>
```

1. ConnectionString: It's point to scrap database.
2. ConnectStringMaster: It's point to PM database. (You can change ip server for connect master data)

***Web.config is in folder path : C:\inetpub\SCRAP_WEB\Web.config

4. Operation flow

Scrap approval flow



5. Q&A

6. Sign off

We hereby acknowledge and agree the above-mentioned blueprint requirements.
Any changes required after the sign off for this blueprint will be addressed through the change request process.

NIDEC TECHNO MOTOR (THAILAND) CO., LTD.

Sign: _____

Name: _____

Title: _____

Date: _____

TOMAS TECH CO.,LTD.

Sign: _____

Name: _____

Title: _____

Date: _____

END OF BLUEPRINT##